

Saurabh Kochrekar
B. Chem Engg., FIAI

Jenil Shah
B. Com, ACA, FIAI



Southern Power Distribution Company of Telangana Limited

Actuarial valuation report as per AS 15 (Revised 2005)

Defined benefit scheme	: Gratuity Benefits Employees joined after 31.1.1999
Valuation period	: 01-Apr-2018 to 31-Mar-2019
Report date	: 07-Aug-2019

Kapadia Actuaries and Consultants

1205, Gold Crest Business Center, Opp. LT Road, Borivali West, Mumbai – 400 092
T: +91 22 4016 1446 E-mail: saurabh@kacindia.com / jenil@kacindia.com



Index

No.	Particulars	Table No.	Page no.
1.	Executive Summary		
1.1	Assets and Liability (Balance Sheet Position)	Table 1	1
1.2	Bifurcation of liability	Table 2	1
1.3	Income/Expenses Recognized during the period	Table 3	1
1.4	Graphical Representation of Liability and Expenses		1
1.	Report Highlights and Certification		
1.1	Introduction and Objective of Valuation		2
1.2	Plan Features (Characteristics & Risks)	Table 1	3
1.3	Valuation Data		5
	Summary Data	Table 2	5
	Preliminary Data Reconciliation with Previous Year	Table 6	5
	Age Band Wise Distribution of Employees	Table 7	6
	Service Band Wise Distribution of Employees	Table 8	6
1.4	Assumptions		
	Basis of Valuation (Assumptions)		6
	Financial Assumptions	Table 3	7
	Withdrawal Rates per annum	Table 4	7
	Sample Rates per annum of Indian Assured Lives Mortality	Table 5	7
1.5	Accounting Policy		8
1.6	Details of Asset-Liability Matching Strategy		8
1.7	Valuation Results		9
3.	Detailed Disclosures		
3.1	Funded status of the plan		11
3.2	Profit and loss account for the period		12
3.3	Reconciliation of defined benefit obligation		13
3.4	Reconciliation of plan assets		14
3.5	Reconciliation of net defined benefit liability		15
3.6	Composition of the plan assets		16
3.7	Bifurcation of liability as per schedule III		17
3.8	Table of experience adjustments		18
3.9	Principle actuarial assumptions		19
	Glossary Of Terms		



1 Executive Summary

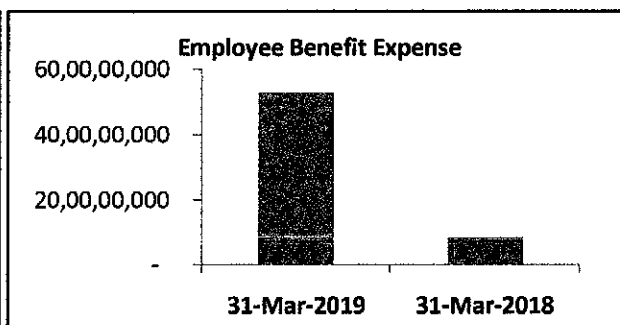
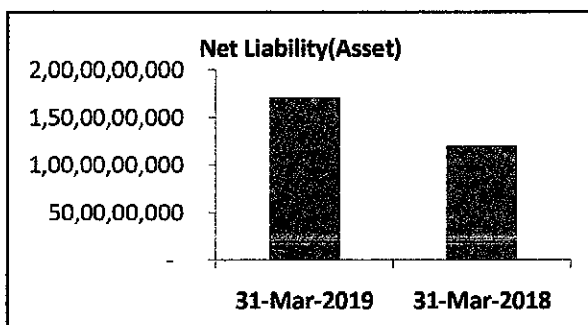
The valuation results as at 31-03-2019 are summarised in the tables given below:

Table 1: Assets and Liabilities		
Particulars	31-Mar-2019	31-Mar-2018
Defined Benefit Obligation	1,71,62,61,496	1,20,72,21,098
Fair Value Of Plan Assets	-	-
Unrecognised Past Service Cost	-	-
Net Liability(Asset)	1,71,62,61,496	1,20,72,21,098


The total accrued liability is Rs. 2,40,40,42,287/-. Out of which the value of discontinuance liability (if all the accrued benefits were to settle immediately) as at the valuation date is Rs. 2,35,84,57,407/-

Table 2: Bifurcation Of Liability		
Particulars	31-Mar-2019	31-Mar-2018
Current Liability	5,41,29,611	2,71,89,257
Non-Current Liability	1,66,21,31,885	1,18,00,31,841
Net Liability(Asset)	1,71,62,61,496	1,20,72,21,098

Table 3: Income/Expenses Recognized during the period		
Particulars	31-Mar-2019	31-Mar-2018
Employee Benefit Expense	52,92,67,075	8,78,42,092



Key Assumptions		
Particulars	31-Mar-2019	31-Mar-2018
Discount Rate	7.65% p.a	7.60% p.a
Withdrawal Rates	1% at younger ages reducing to 2% at older ages	1% at younger ages reducing to 2% at older ages
Salary Growth Rate	9.00% p.a	9.00% p.a



1.1 Introduction and Objective of Valuation

I have been approached by the Company to value the Gratuity Benefits as at 31-Mar-2019 based on Accounting Standard (AS) 15 (Revised 2005) issued by the Institute of Chartered Accountants of India

The results set out in this Report and its annexures are based on requirements of AS 15 (Revised 2005) and its application to the Plan. They have been prepared for the specific requirements of AS 15 (Revised 2005) and should not be used for any other purpose. In particular this Report does not constitute a formal funding actuarial valuation of the Plan and does not present any recommendation of contributions or funding levels.

This report is provided solely for the Company's use and for the specific purposes indicated above. Except where I expressly agree in writing, it should not be disclosed or provided to any third party, other than as provided below. In the absence of such consent and an express assumption of responsibility, no responsibility whatsoever is accepted by me for any consequences arising from any third party relying on this Report or any advice relating to its contents. The Company may make a copy of this Report available to its auditors, but I make no representation as to the suitability of this Report for any purpose other than that for which it was originally provided and accept no responsibility or liability to the Company's auditors in this regard. The Company should draw the provisions of this paragraph to the attention of its auditors when passing this Report to them.





1.2 Plan Features (Characteristics & Risks)

Characteristics Of Plan:

The benefits are governed by the Payment of Gratuity Act, 1972 or company scheme rules, whichever is higher. The key features are as under:

Table 1: Plan Features		Refer Para 120b of AS 15(R)
Benefits offered	15/ 26 × Salary × Duration of Service	
Salary definition	Basic Salary including Dearness Allowance (if any)	
Benefit ceiling	Benefit ceiling of Rs. 20,00,000 was applied	
Vesting conditions	5 years of continuous service (Not applicable in case of death/disability)	
Benefit eligibility	Upon Death or Resignation / Withdrawal or Retirement	
Retirement age	60 & 58 Years	

Changes in Inter-Valuation Period:

There are no changes in the benefit scheme since the last valuation.

There are no special events such as benefit improvements or curtailments or settlements during the inter-valuation period.


Major risk to the plan

I have outlined the following risks associated with the plan:

A. Actuarial Risk:

It is the risk that benefits will cost more than expected. This can arise due to one of the following reasons:

Adverse Salary Growth Experience: Salary hikes that are higher than the assumed salary escalation will result into an increase in Obligation at a rate that is higher than expected.





Variability in mortality rates: If actual mortality rates are higher than assumed mortality rate assumption than the Gratuity Benefits will be paid earlier than expected. Since there is no condition of vesting on the death benefit, the acceleration of cashflow will lead to an actuarial loss or gain depending on the relative values of the assumed salary growth and discount rate.

Variability in withdrawal rates: If actual withdrawal rates are higher than assumed withdrawal rate assumption than the Gratuity Benefits will be paid earlier than expected. The impact of this will depend on whether the benefits are vested as at the resignation date.

B. Investment Risk:

For funded plans that rely on insurers for managing the assets, the value of assets certified by the insurer may not be the fair value of instruments backing the liability. In such cases, the present value of the assets is independent of the future discount rate. This can result in wide fluctuations in the net liability or the funded status if there are significant changes in the discount rate during the inter-valuation period.

C. Liquidity Risk:


Employees with high salaries and long durations or those higher in hierarchy, accumulate significant level of benefits. If some of such employees resign/retire from the company there can be strain on the cashflows.

D. Market Risk:

Market risk is a collective term for risks that are related to the changes and fluctuations of the financial markets. One actuarial assumption that has a material effect is the discount rate. The discount rate reflects the time value of money. An increase in discount rate leads to decrease in Defined Benefit Obligation of the plan benefits & vice versa. This assumption depends on the yields on the corporate/government bonds and hence the valuation of liability is exposed to fluctuations in the yields as at the valuation date.

E. Legislative Risk:

Legislative risk is the risk of increase in the plan liabilities or reduction in the plan assets due to change in the legislation/regulation. The government may amend the Payment of Gratuity Act thus requiring the companies to pay higher benefits to the employees. This will directly affect the present value of the Defined Benefit Obligation and the same will have to be recognized immediately in the year when any such amendment is effective.






1.3 Valuation Data

I have received the data for the valuation from the Company. In preparing this Report I have relied on the completeness and accuracy of the information provided to us in writing by or on behalf of the Company and its advisors. I have not applied any detailed validation checks on the information provided. I have, however, carried out broad consistency checks.

The summary of the employee data used for valuation is as follows:

Table 2: Summary Data			
Particulars	31-Mar-2019	31-Mar-2018	% Change
Number of Employees	5,771	5,436	6.16%
Total Monthly Salary (Rs.)	35,24,18,833	21,92,79,176	60.72%
Average Monthly Salary (Rs.)	61,067	40,338	51.39%
Average Age (Years)	39.31	39.50	-0.47%
Average Past Service (Years)	10.80	10.40	3.87%
Average Future Service (Years)	18.83	18.67	0.86%
Average Outstanding Term of the Obligations (Years)	13.45	14.74	-8.79%





1.4 Basis of Valuation (Assumptions)

I have outlined the key actuarial assumptions and the considerations in setting the same.

Discount Rate:

The discount rate used to value the post-employment benefit obligation (both funded & non-funded) should be determined by reference to market yields at the balance sheet date on government bonds. The currency and term of the government bonds should be consistent with the currency and estimated terms of the post-employment benefit obligation.

The estimated term of the Obligation is around 13.45 years. The yields on the government bonds as at the valuation date were 7.65%.

Salary Growth Rate:

This is Management's estimate of the increases in the salaries of the employees over the long term. Estimated future salary increases should take account of inflation, seniority, promotion and other relevant factors such as supply and demand in the employment market.

Expected Rate of Return :


This assumption is required only in case of funded plans. The level of returns would depend on the nature of assets and the prevailing economic scenario.

Mortality:

I have assumed the standard published mortality table without any adjustment. A snapshot of the same is given below.

Withdrawal Rates:

This is Management's estimate of the level of attrition in the company over the long term. Estimated withdrawal rates should take into account the broad economic outlook, type of sector the company operates in and measures taken by the management to retain/relieve the employees.





The summary of the assumptions used in the valuations is given below:

Financial Assumptions:

Refer para 120 I of AS 15 (Revised 2005)

Table 3: Financial Assumptions		
Particulars	31-Mar-19	31-Mar-18
Discount Rate	7.65% p.a	7.60% p.a
Salary Growth Rate	9.00% p.a	9.00% p.a
Expected Rate of Return	Not Applicable	Not Applicable

Demographic Assumptions:

Withdrawal Rates (p.a.)

Table 4: Withdrawal Rates per annum		
Age Band	31-Mar-19	31-Mar-18
30 & Below	1.00%	1.00%
31 to 48	0.50%	0.50%
49 to 100	2.00%	2.00%

Mortality Rates : Indian Assured Lives Mortality (2006-08) Table

Table 5: Sample Rates per annum of Indian Assured Lives Mortality		
Age (in years)	31-Mar-19	31-Mar-18
20	0.09%	0.09%
30	0.11%	0.11%
40	0.18%	0.18%
50	0.49%	0.49%
60	1.15%	1.15%

Method of Valuation:

I have used Projected Unit Credit (PUC) method to value the Defined benefit obligation.





1.5 Accounting Policy

The Gratuity Benefits are classified as Post-Retirement Benefits as per AS 15 (Revised 2005) and the accounting policy is outlined as follows.

Actuarial gains and losses arise due to difference in the actual experience and the assumed parameters and also due to changes in the assumptions used for valuation. The Company recognizes these actuarial gains and losses immediately in the statement of profit and loss as income or expense.


When the benefits of the plan are changed, or when a plan is curtailed or settlement occurs, the portion of the changed benefit related to past service by employees, or the gain or loss on curtailment or settlement, is recognized immediately in the profit or loss account when the plan amendment or when a curtailment or settlement occurs.

1.6 Details of Asset-Liability Matching Strategy

It was informed by the company that Gratuity Benefits liabilities of the company are Unfunded.

There are no minimum funding requirements for a Gratuity Benefits plan in India and there is no compulsion on the part of the Company to fully or partially pre-fund the liabilities under the Plan.

Since the liabilities are unfunded, there is no Asset-Liability Matching strategy devised for the plan.





1.7 Valuation Results

The assumptions and methodology used in compiling this Report are consistent with the requirements of AS15 (revised 2005) and Guidance Note 26 issued by the Institute of Actuaries of India.

The results are particularly sensitive to some assumptions, such as the discount rate, level of salary inflation & level of assumed mortality.


The Actuarial Value of Defined Benefit Obligation calculated using the above stated assumptions is Rs. 1,71,62,61,496/-

The amount to be provided in the Balance Sheet as 'Provision towards Gratuity Benefits Liability' as at 31-Mar-2019 is Rs. 1,71,62,61,496/-

The Charge to Profit and Loss Account for the period 01-Apr-2018 to 31-Mar-2019 works out to Rs. 52,92,67,075/-

Mr. Jenil Shah

Fellow of Institute of Actuaries of India (ID: 5568)






Southern Power Distribution Company of Telangana Limited

Actuarial Valuation of Gratuity Benefits as per AS 15 (Revised 2005)

Valuation period: 01-Apr-2018 to 31-Mar-2019

Annexure 1: Funded status of the plan		(Refer Para 120n)
Particulars	31-Mar-2019 (12 months)	31-Mar-2018 (12 months)
	Rs.	Rs.
Present value of unfunded obligations	1,71,62,61,496	1,20,72,21,098
Present value of funded obligations	-	-
Fair value of plan assets	-	-
Unrecognised Past Service Cost	-	-
Net Liability (Asset)	1,71,62,61,496	1,20,72,21,098






Southern Power Distribution Company of Telangana Limited

Actuarial Valuation of Gratuity Benefits as per AS 15 (Revised 2005)

Valuation period: 01-Apr-2018 to 31-Mar-2019

Annexure 2: Profit and loss account for the period		(Refer Para 120g)
Particulars	31-Mar-2019 (12 months)	31-Mar-2018 (12 months)
	Rs.	Rs.
Current service cost	11,55,46,378	10,61,31,684
Interest on obligation	9,17,48,803	8,32,73,174
Expected return on plan assets	-	-
Net actuarial loss/(gain)	32,19,71,894	(10,15,62,766)
Recognised Past Service Cost-Vested	-	-
Loss/(gain) on curtailments and settlement	-	-
Total included in 'Employee Benefit Expense'	52,92,67,075	8,78,42,092
Total Charge to P&L	52,92,67,075	8,78,42,092

Loss/(gain) on obligation as per Annexure 3	32,19,71,894	(10,15,62,766)
Loss/(gain) on assets as per Annexure 4	-	-
Net actuarial loss/(gain)	32,19,71,894	(10,15,62,766)






Southern Power Distribution Company of Telangana Limited

Actuarial Valuation of Gratuity Benefits as per AS 15 (Revised 2005)

Valuation period: 01-Apr-2018 to 31-Mar-2019

Annexure 3: Reconciliation of defined benefit obligation		(Refer Para 120c)
Particulars	31-Mar-2019 (12 months)	31-Mar-2018 (12 months)
	Rs.	Rs.
Opening Defined Benefit Obligation	1,20,72,21,098	1,14,85,95,507
Transfer in/(out) obligation	-	-
Current service cost	11,55,46,378	10,61,31,684
Interest cost	9,17,48,803	8,32,73,174
Actuarial loss (gain)	32,19,71,894	(10,15,62,766)
Past service cost	-	-
Loss (gain) on curtailments	-	-
Liabilities extinguished on settlements	-	-
Liabilities assumed in an amalgamation in the nature of purchase	-	-
Exchange differences on foreign plans	-	-
Benefits paid	(2,02,26,677)	(2,92,16,501)
Closing Defined Benefit Obligation	1,71,62,61,496	1,20,72,21,098






Southern Power Distribution Company of Telangana Limited

Actuarial Valuation of Gratuity Benefits as per AS 15 (Revised 2005)

Valuation period: 01-Apr-2018 to 31-Mar-2019

Annexure 4: Reconciliation of plan assets		(Refer Para 120e)	
Particulars	31-Mar-2019 (12 months)	31-Mar-2018 (12 months)	
	Rs.	Rs.	
Opening value of plan assets	-	-	
Transfer in/(out) plan assets	-	-	
Expenses deducted from the fund	-	-	
Expected return	-	-	
Actuarial gain/(loss)	-	-	
Assets distributed on settlements	-	-	
Contributions by employer	-	-	
Assets acquired in an amalgamation in the nature of purchase	-	-	
Exchange differences on foreign plans	-	-	
Benefits paid	-	-	
Closing value of plan assets	-	-	






Southern Power Distribution Company of Telangana Limited

Actuarial Valuation of Gratuity Benefits as per AS 15 (Revised 2005)

Valuation period: 01-Apr-2018 to 31-Mar-2019

Annexure 5: Reconciliation of net defined benefit liability

Particulars	31-Mar-2019 (12 months)	31-Mar-2018 (12 months)
	Rs.	Rs.
Net opening provision in books of accounts	1,20,72,21,098	1,14,85,95,507
Transfer in/(out) obligation	-	-
Transfer (in)/out plan assets	-	-
Employee Benefit Expense as per Annexure 2	52,92,67,075	8,78,42,092
	1,73,64,88,173	1,23,64,37,599
Benefits paid by the Company	(2,02,26,677)	(2,92,16,501)
Contributions to plan assets	-	-
Closing provision in books of accounts	1,71,62,61,496	1,20,72,21,098






Southern Power Distribution Company of Telangana Limited

Actuarial Valuation of Gratuity Benefits as per AS 15 (Revised 2005)

Valuation period: 01-Apr-2018 to 31-Mar-2019

Annexure 6: Composition of the plan assets		(Refer Para 120h)
Particulars	31-Mar-2019 (12 months)	31-Mar-2018 (12 months)
	%	%
Government of India Securities	0%	0%
State Government Securities	0%	0%
High quality corporate bonds	0%	0%
Equity shares of listed companies	0%	0%
Property	0%	0%
Special Deposit Scheme	0%	0%
Policy of insurance	0%	0%
Bank Balance	0%	0%
Other Investments	0%	0%
Total	0%	0%





Southern Power Distribution Company of Telangana Limited
Actuarial Valuation of Gratuity Benefits as per AS 15 (Revised 2005)

Valuation period: 01-Apr-2018 to 31-Mar-2019

Annexure 7: Bifurcation of liability as per schedule III		
Particulars	31-Mar-2019 (12 months)	31-Mar-2018 (12 months)
	Rs.	Rs.
Current Liability*	5,41,29,611	2,71,89,257
Non-Current Liability	1,66,21,31,885	1,18,00,31,841
Net Liability	1,71,62,61,496	1,20,72,21,098

* The current liability is calculated as expected benefits for the next 12 months.






Southern Power Distribution Company of Telangana Limited

Actuarial Valuation of Gratuity Benefits as per AS 15 (Revised 2005)

Valuation period: 01-Apr-2018 to 31-Mar-2019

Annexure 8: Table of experience adjustments		(Refer Para 120n)
Particulars	31-Mar-2019 (12 months)	31-Mar-2018 (12 months)
	Rs.	Rs.
Defined Benefit Obligation	1,71,62,61,496	1,20,72,21,098
Plan Assets	-	-
Surplus/(Deficit)	(1,71,62,61,496)	(1,20,72,21,098)
Experience adjustments on plan liabilities	33,24,90,929	(4,36,46,114)
Actuarial loss/(gain) due to change in financial assumptions	(1,05,19,035)	(5,79,16,652)
Actuarial loss/ (gain) due to change in demographic assumption	-	-
Experience adjustments on plan assets	-	-
Net actuarial loss/ (gain) for the year	32,19,71,894	(10,15,62,766)






Kapadia
Actuaries & Consultants

Southern Power Distribution Company of Telangana Limited
Actuarial Valuation of Gratuity Benefits as per AS 15 (Revised 2005)

Valuation period: 01-Apr-2018 to 31-Mar-2019

Annexure 9: Principle actuarial assumptions		
Particulars	31-Mar-2019 (12 months)	31-Mar-2018 (12 months)
Discount Rate	7.65% p.a	7.60% p.a
Expected Return on Plan Assets	Not Applicable	Not Applicable
Salary Growth Rate	9.00% p.a	9.00% p.a
Withdrawal Rates	1% at younger ages reducing to 2% at older ages	1% at younger ages reducing to 2% at older ages





Kapadia
Actuaries & Consultants

Glossary of Terms

Actuarial Gain/Loss :	Actuarial Gain/Loss occurs due to the differences between the previous actuarial assumptions and actual experience and also due to changes in actuarial assumptions at the current valuation date compared to the previous valuation.
Curtailment :	The effect of plan amendments that reduce benefits for future service
Defined Benefit Obligation :	Discounted present value of the defined benefit as at the valuation date
Expected Rate of Return :	The expected return on plan assets over the accounting period, based on an assumed rate of return as at the start of the valuation period.
Interest on Obligation :	The increase in the present value of a defined benefit obligation during the valuation period which arises because the benefits are one period closer to settlement.
Past Service Cost :	The change in the present value of the defined benefit obligation due to any change in the structure of benefits.
Current Service Cost :	The increase in the present value of the defined benefit obligation resulting from employee service in the current period.
Settlement :	A settlement occurs when an enterprise enters into a transaction that eliminates all further obligations for part or all of the benefits provided under a defined benefit plan.